



Lightbeam
Health Solutions

Introducing: Health Equity AI for All

Intro & Demo: Radian™ – Customized Health Equity ‘Strategy in a Box’

February 16th, 2023

Agenda

- Defining Health Equity
- Introducing Radian: No-cost Health Equity “Strategy in a Box” for providers and the communities they serve
- Creator Spotlight
- Live Demo
- Technical Details & Next Steps





Defining Health Equity

"For the purposes of measurement, health equity means reducing and ultimately eliminating disparities in health and its determinants"

In Press, September 24, 2022, JNMA

The Quintuple Aim for Health Care Improvement

"The challenge now is translating this heightened social consciousness into action, particularly in communities, clinics, and health systems"

January 21, 2022, JAMA



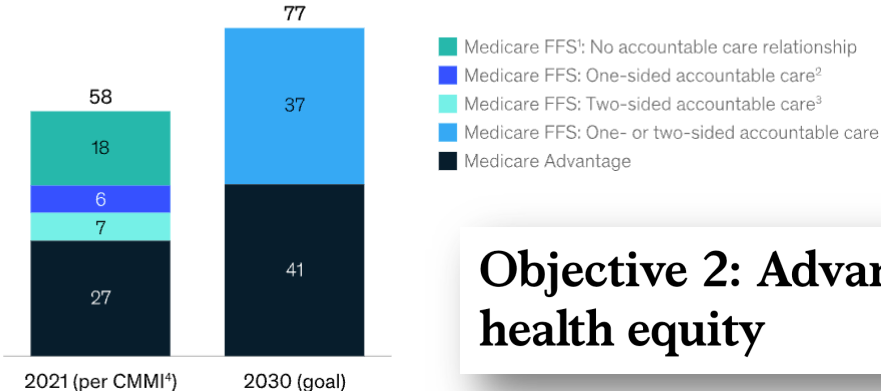


VALUE-BASED CARE

HHS Moving into 2023 with Eyes on Health Equity, Public-Private Partnerships in Value-Based Programs

By **Jim Parker** | November 29, 2022

Medicare enrollment by program, 2021–30, millions



Objective 2: Advance health equity



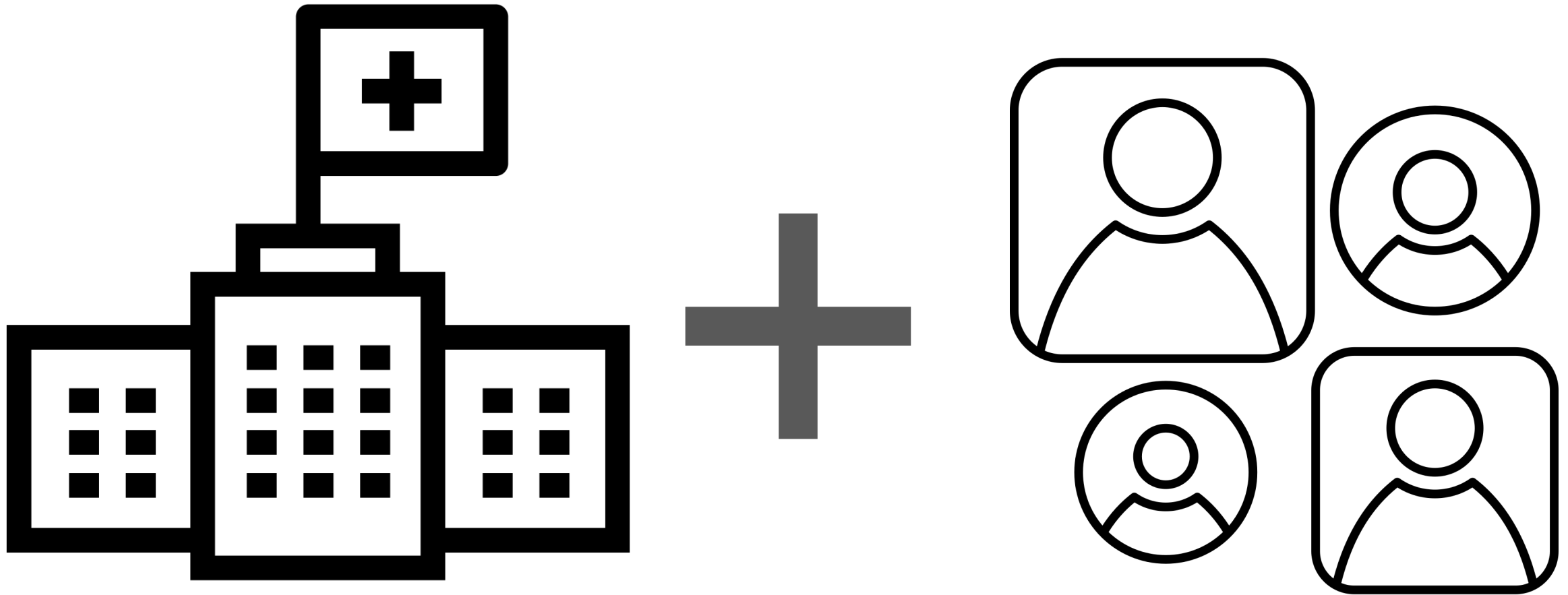
Looking ahead to the next decade of accountability for care delivery

November 9, 2022 | Report




<https://hospicenews.com/2022/11/29/hhs-moving-into-2023-with-eyes-on-health-equity-public-private-partnerships-in-value-based-programs/>
<https://www.mckinsey.com/industries/healthcare-systems-and-services/our-insights/looking-ahead-to-the-next-decade-of-accountability-for-care-delivery>

Thesis: Executive Insights + Community Resources



Geographically Specific & Identity-Aligned


View Geography-Specific, *AI-Powered Insights*



- Learn where to focus resources like mobile care delivery or screenings
- Identify community vulnerabilities to support activities like writing grant applications, establishing new clinics, or developing targeted messaging
- View opportunities to align current work with AI-identified areas for impact



Generate Customized, *Community-Aligned Materials*



- Create deployable educational resources with your preferred organization or clinic name, brand color, and logo
- Use AI-generated faces to match the race and age of your population so that the communications achieve maximum identity alignment
- Share evidence-based literature on potential health equity barriers with your clinical staff





Soy Chen
Chief Data Scientist



C Stavridis
VP Product



Your health equity strategy in a box.

Lightbeam Health Solutions is proud to offer Radian: a no-cost, Artificial Intelligence-driven health equity tool. We built Radian to support any healthcare organization intent on advancing health equity or overcoming barriers to social determinants of health.

Build Your Toolkit



Demographical



Environmental



Transportation



Lifestyle



Behavioral



Access



U.S. Census Bureau

Includes American Community Survey. Last census update 2020.



U.S. Department of Agriculture

Retrospectively updated every 1-3 years.



U.S. Department of Housing & Urban Development

Updated yearly.



Environmental Protection Agency

Updated yearly.



Centers for Disease Control & Prevention

Includes ATSDR Social Vulnerability Index and PLACES data.



National Provider Identifier

Updated monthly, ingested every 6 months.

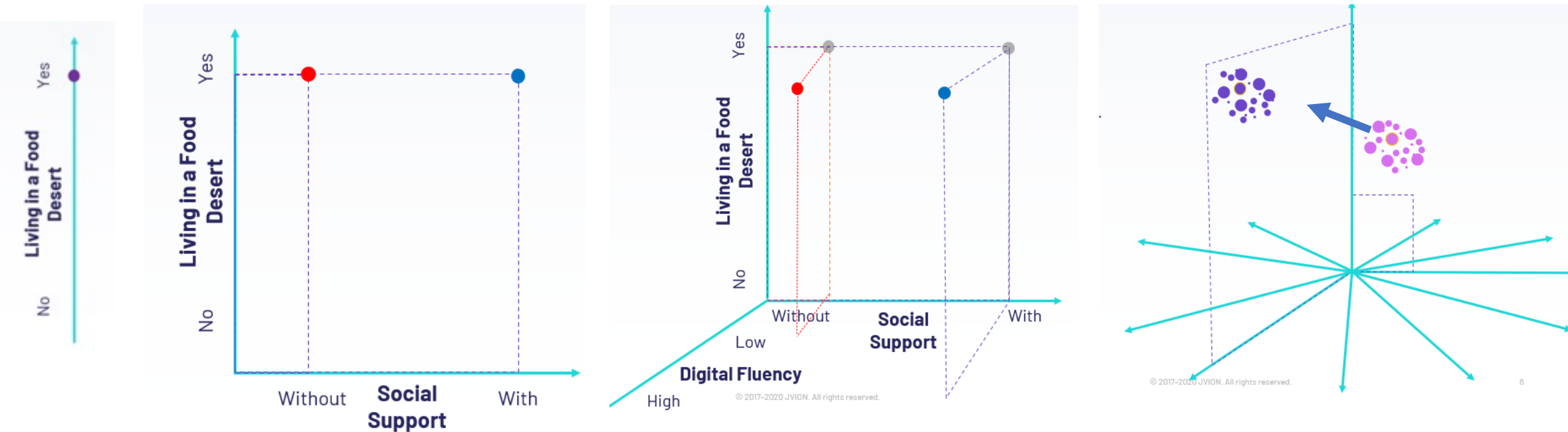
4500+
SDOH factors



Health Equity AI finds meaningful correlations between disparate data sources to help understand disparities, barriers to health & wellness and accelerating risk.



Predictive & *Prescriptive* Intelligence

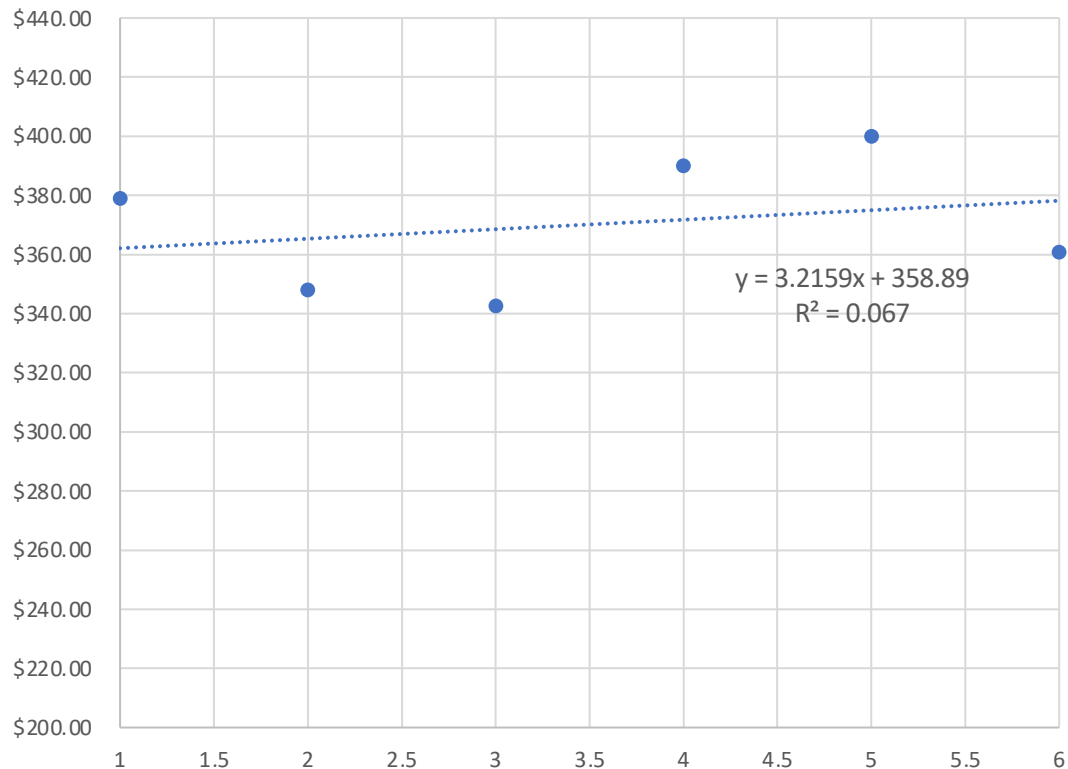


Health Equity AI Finds *Meaningful Interactions & Opportunities* Across Thousands of Data Features



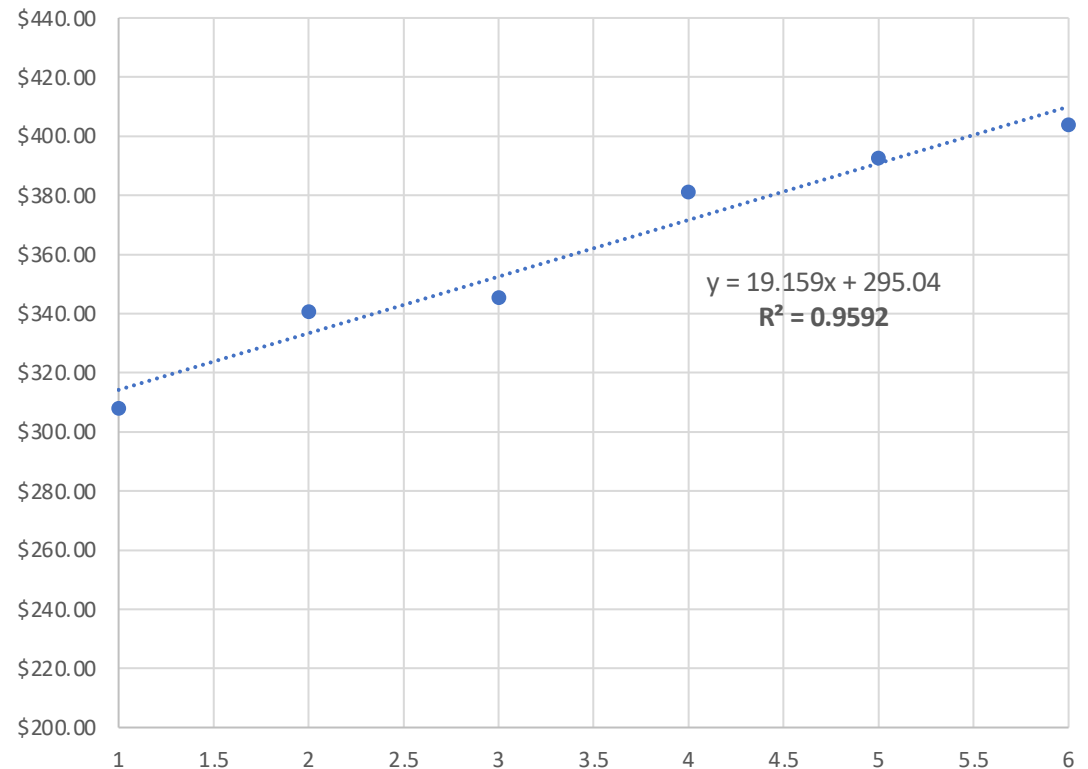
Health Equity AI: 12X the Performance of CDC SVI

Average PMPM by Social Vulnerability Category



CDC Social Vulnerability Index

Average PMPM by Social Vulnerability Category



Applying Health Equity AI to Understand
Community Social Vulnerability Insights



Receive Your Radian Health Equity Report

INTRODUCING RADIAN™

Your Health Equity Strategy-in-a-Box

To provide healthcare organizations, payers, and more with the springboard their teams need to jumpstart health equity initiatives that are relevant to their exact populations, Lightbeam is pleased to introduce its newest health equity offering: Radian. With just a ZIP Code, Radian aggregates clinical and social data across 4,500+ factors that are 3x more granular than the Social Vulnerability Index (SVI).

Using Radian, healthcare leaders will have access to:

- Precise demographics that make up a given ZIP Code at a 1-, 10-, or 100-mile radius
- AI-informed health areas of focus prevalent among the population
- Clinically supported recommendations to address top vulnerabilities at the block level

Use the Submission Form to request your full Health Equity 'Strategy in a Box' at no-cost. Upon Submission, a Lightbeam teammate will reach out to schedule time to explain your full Radian report to you.

REQUEST A REPORT



FIRST NAME*

LAST NAME*

COMPANY

EMAIL*

ZIP CODE*

PHONE NUMBER

PRODUCTS OF INTEREST

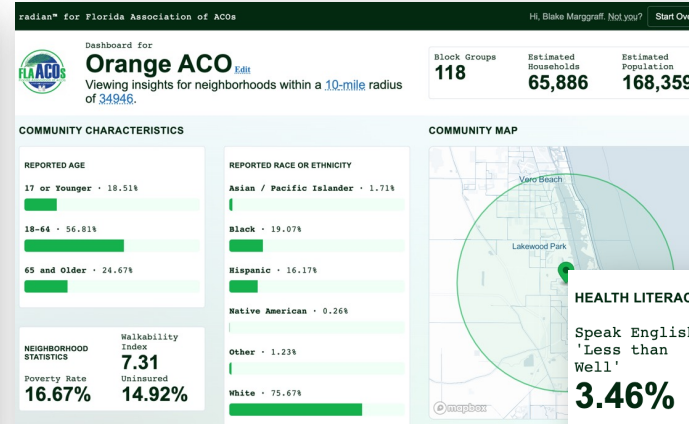
☐ Select All

☐ Lightbeam ACO REACH

☐ Deviceless RPM For SDOH

☐ Jvion Individual

SUBMIT



HEALTH LITERACY

Speak English
'Less than
Well'
3.46%

RATES OF PREVENTATIVE SCREENING

Breast Cancer
Screening
75.28%
vs. 78.2%
Nat'l.
Prevalence

Cervical Cancer
Screening
82.70%
vs. 78.0%
Nat'l.
Prevalence

Colorectal
Cancer
Screening
60.31%
vs. 71.8%
Nat'l.
Prevalence

TOP HEALTH EQUITY AI IDENTIFIED THEMES WITHIN 10 MILES OF 34946

#1: SCREENINGS FOR OLDER WOMEN

Prevalence
28.33%
(n=34)

#2: CKD SERVICES

Prevalence
27.50%
(n=33)

#3: MAMMOGRAMS

Prevalence
27.50%
(n=33)



www.lightbeamhealth.com/radian-demo

A Comprehensive Solution: Analytics, Engagement, & AI

Analytics for *ACO REACH and Health Equity*



Leverage HIE, EHR, Claims, ADT, and other data sources to provide the most accurate analytics for the communities you serve.

Deviceless RPM for *Social Determinants of Health*



Collect patient- or member-reported outcomes to track potential barriers to health equity so your LSW or Care Management teammates can reach out at the right time to help.

Health Equity AI for *Individual-level Health Equity*



Employ patient- or member-specific predictive models to uncover risk factors and review prescriptive recommendations for everyone you serve.



Receive Your Radian Health Equity Report

INTRODUCING RADIAN™

Your Health Equity Strategy-in-a-Box

To provide healthcare organizations, payers, and more with the springboard their teams need to jumpstart health equity initiatives that are relevant to their exact populations, Lightbeam is pleased to introduce its newest health equity offering: Radian. With just a ZIP Code, Radian aggregates clinical and social data across 4,500+ factors that are 3x more granular than the Social Vulnerability Index (SVI).

Using Radian, healthcare leaders will have access to:

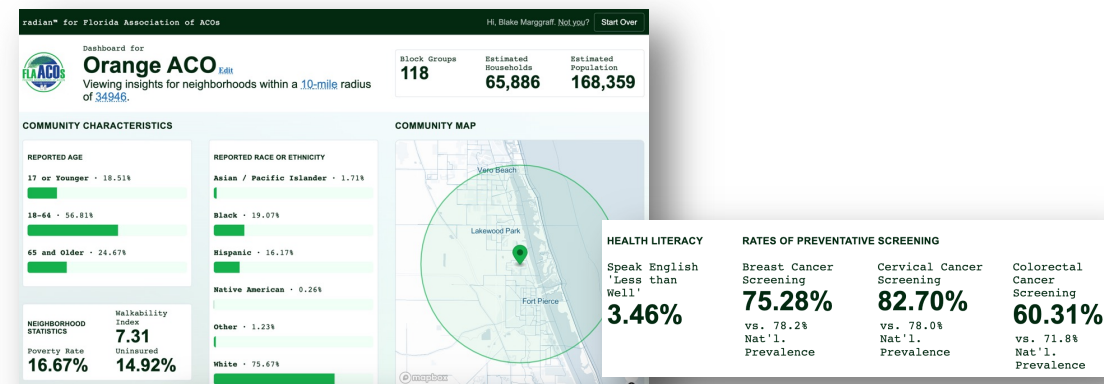
- Precise demographics that make up a given ZIP Code at a 1-, 10-, or 100-mile radius
- AI-informed health areas of focus prevalent among the population
- Clinically supported recommendations to address top vulnerabilities at the block level

Use the Submission Form to request your full Health Equity 'Strategy in a Box' at no-cost. Upon Submission, a Lightbeam teammate will reach out to schedule time to explain your full Radian report to you.

REQUEST A REPORT



FIRST NAME*	LAST NAME*
<input type="text"/>	<input type="text"/>
COMPANY	EMAIL*
<input type="text"/>	<input type="text"/>
ZIP CODE*	PHONE NUMBER
<input type="text"/>	<input type="text"/>
PRODUCTS OF INTEREST	
<input type="checkbox"/> Select All	<input type="checkbox"/> Lightbeam ACO REACH
<input type="checkbox"/> Deviceless RPM For SDoH	<input type="checkbox"/> Jvion Individual
<input type="button" value="SUBMIT"/>	



TOP HEALTH EQUITY AI IDENTIFIED THEMES WITHIN 10 MILES OF 34946

#1: SCREENINGS FOR OLDER WOMEN

Prevalence
28.33%
(n=34)

#2: CKD SERVICES

Prevalence
27.50%
(n=33)

#3: MAMMOGRAMS

Prevalence
27.50%
(n=33)

AN ANNOUNCEMENT ABOUT
Mammograms

40 is an important number.
Around 40 to 44, women can start yearly screenings for breast cancer.

Early detection of breast cancer led to a 40% decrease in the death rate from breast cancer. Yearly screening saves lives!

For anyone living within ten miles of ZIP code 34460

Learn more about the warning signs of breast cancer. Scan the QR or visit csga.nlrt24.

AN ANNOUNCEMENT ABOUT
Kidney Disease

To anyone living within ten miles of ZIP code 34460

Kidney disease is permanent damage to your kidneys that you cannot reverse.

9 in 10 adults with chronic kidney disease do not know they have it. - Prevent conditions that can cause damage, such as diabetes and high blood pressure.

Learn what can cause kidney disease and actions you can take to prevent it. Scan the QR or visit csga.nlrt24.



www.lightbeamhealth.com/radian-demo



Q&A

Stop by our VBCExhibitHall.com Virtual Booth



[Visit the CareSignal exhibit booth](#)

Contact Us

info@lightbeamhealth.com

gschmitt@TheExhibitHalls.com



Lightbeam
Health Solutions

Introducing: Health Equity AI for All

Intro & Demo: Radian™ – Customized Health Equity ‘Strategy in a Box’

February 16th, 2023